

Thanksgiving Brick Challenge!



© 2015-16 Tauna Meyer All rights reserved. This document may be reproduced by printing or photocopying only. Permission is given to use said document in a home, or a single Sunday School or Co-Op setting. This document may not be transmitted in any other form or by any other means, electronic, mechanical, photocopying, recording, or otherwise, without prior written permission of Tauna Meyer. This document is not for sale. While you may not copy this work to your blog, website, or email, you may link back to this document at Proverbial Homemaker: <http://www.proverbialhomemaker.com>. Images: ©Yael Weiss, lordalea, & Magdalena Kucova / Dollar Photo Club

The Thanksgiving Brick Challenge is a something a little different from the norm to try with your kids this Thanksgiving. The challenge is 7 days long and includes different activities you can draw from to use with multiple ages:

- Build challenges
- "I'm thankful for" activity (with the Brick Thanksgiving box)
- Short teaching points
- Suggested activities/crafts
- Coloring pages
- Memory verse with copywork
- Simple notebooking pages
- Additional resources

To get started:

- Simply print out this document or use it as a digital reference.
- There is a memory verse you can practice with your kids during the 7 days of the challenge, with copywork to help solidify it.
- Each day of the challenge, there is a short teaching point and a build challenge.
- There are also coloring pages and notebooking pages you can add to the challenge, or use with multiple ages.
- Take pictures of their finished creations to share with friends and family! You could even display the finished creations on a mantle or shelf until after Thanksgiving.
- You can start anytime so that the last day ends on or before Thanksgiving.

Have a GREAT time with your kids in the days leading up to Thanksgiving!

Tauna

ProverbialHomemaker.com

BRICK Challenge!



Memory verse: Let us come into his presence with thanksgiving; let us make a joyful noise to him with songs of praise! For the Lord is a great God, and a great King above all gods. Psalm 95:2-3 ESV

Day 1 - Thanksgiving Box

- **Build It:** Box that opens
- **Activity/Craft:** Begin using the Thanksgiving box tonight. With your family, write down something you are thankful for each day and put it in the box. Read them together during your Thanksgiving meal or at bed time.

Thanksgiving is a time of giving thanks to God for our many blessings, just as the Pilgrims did so long ago.

Day 2 - Pilgrims

- **Build it:** Pilgrim hat (for men)
- **Extra Challenge:** Pilgrims
- **Activity/Craft:** Use construction paper and popsicle sticks to make Pilgrim puppets, or make Pilgrim hats to wear. (Use to act out Thanksgiving story.)

The Pilgrims sought freedom of religion and set sail from England to the New World in September of 1620. T

Day 3 - Mayflower

- **Build it:** Mayflower
- **Extra Challenge:** Feather
- **Activity/Craft:** Make sails for the build creation with sticks and paper, or glue white paper sails on the fingers of a brown handprint to make a Mayflower ship scene.

In a difficult voyage, the Pilgrims came to the New World on a ship called the Mayflower. Their first year was full of hardship.

Day 4 - Native Americans

- **Build it:** Tee Pee
- **Extra Challenge:** Indians
- **Activity/Craft:** Use construction paper and popsicle sticks to make Indian puppets, or make Indian hats to wear. (Use to act out Thanksgiving story.)

The Pilgrims met the people who already lived in the New World, whom they called Indians. Kind Native Americans such as Squanto helped them.

Day 5 - Corn

- **Build it:** Cob of corn
- **Extra Challenge:** Fish or corn stalk
- **Activity/Craft:** Glue candy corn or popcorn kernels onto a construction paper cutout in the shape of a corn cob. Glue leaves behind it.

Indians helped the Pilgrims survive by showing them how to hunt and to plant food like corn. They taught them to bury a fish with the planted corn to help it grow better. It was also a part of the first Thanksgiving dinner.

Day 6 - Turkey

- **Build it:** Turkey
- **Extra Challenge:** A feather
- **Activity/Craft:** Make turkey pumpkins (see Additional Resources links below)

There were many wild turkey in the area for the Pilgrims to hunt for food. The first Thanksgiving may have included turkey, but it also could have been wild goose, venison, or deer. Look up the first Thanksgiving dinner and see what else was likely served.

Day 7 - Feast

- **Build it:** Thanksgiving dinner
- **Extra Challenge:** "Give Thanks" sign for your feast
- **Activity/Craft:** Create goodie bags for place settings for Thanksgiving dinner. Fill sandwich bags with snacks and treats, and tie the top with a pretty ribbon. Use it as a reminder of God's provision and care!

The Pilgrims and Indians celebrated God's provision with a feast that lasted several days and involved wonderful food and games. Today we remember this celebration and God's blessings on us with our own Thanksgiving holiday!

Let us come into his presence with
thanksgiving; let us make a joyful noise to him
with songs of praise! For the Lord is a great
God, and a great King above all gods.


Psalm 95:2-3




Make a joyful noise to him
with songs of praise! For the
Lord is a great God...
Psalm 95:2-3



Handwriting practice lines consisting of multiple sets of three horizontal lines (top, middle dashed, bottom) for writing practice.



@<http://ProverbialHomemaker.com>




Draw and describe the first Thanksgiving




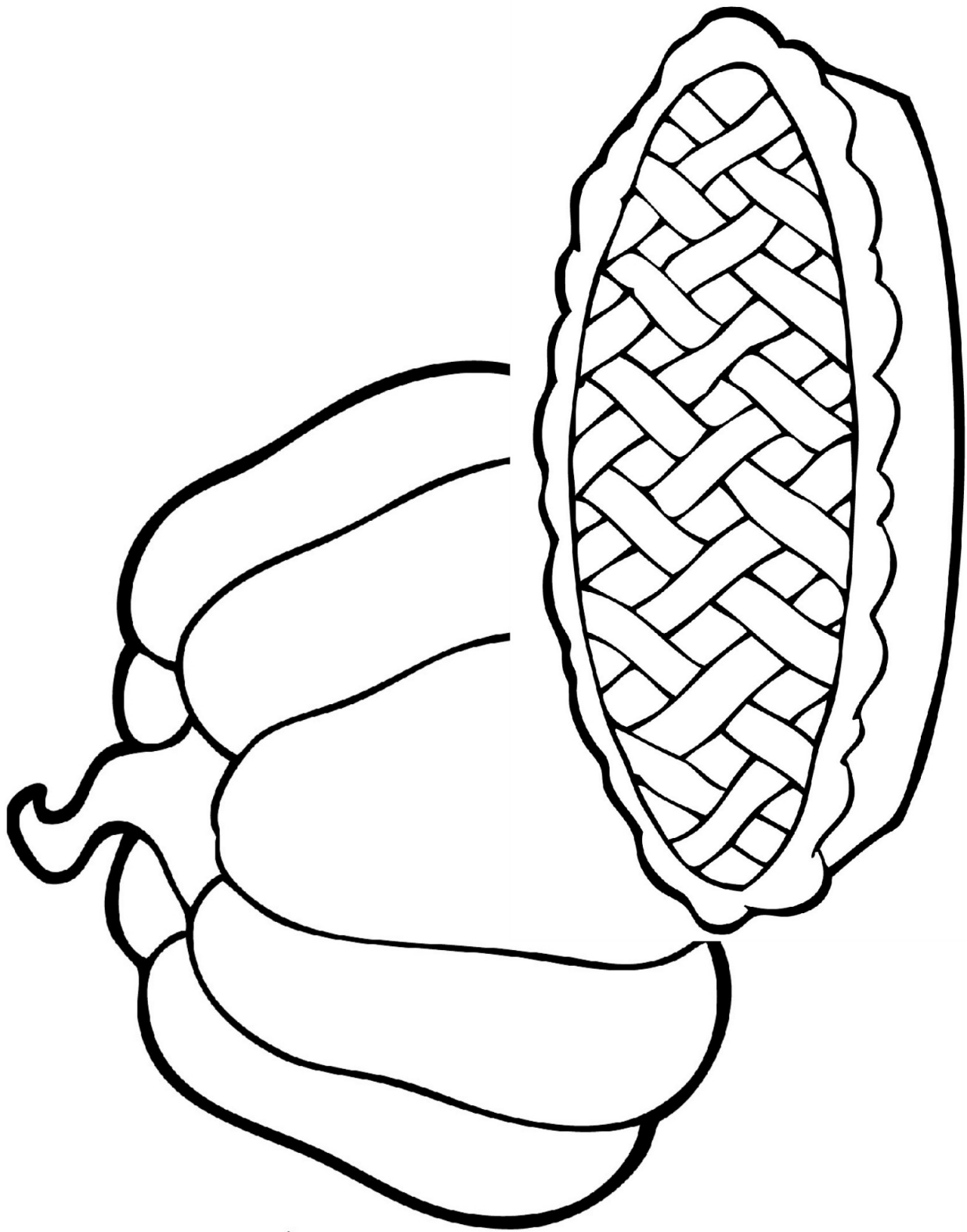
@<http://ProverbialHomemaker.com>











Additional Resources

- Turkey pumpkin craft idea: <http://www.proverbialhomemaker.com/thanksgiving-craft-pumpkin-turkeys.html>
- Printable Thanksgiving gratitude calendars: <http://www.proverbialhomemaker.com/thanksgiving-gratitude-calendars.html>
- 7-Day Thanksgiving Gratitude Calendar: <http://www.proverbialhomemaker.com/7-day-thanksgiving-family-devotion-printable-scripture.html>
- Pumpkin Counting 1-12 Free Printable: <http://www.proverbialhomemaker.com/counting-pumpkins-1-12-free-printable-pack.html>
- Thanksgiving Traditions and Ideas: <http://www.proverbialhomemaker.com/thanksgiving-traditions-and-ideas.html>