



STAR WARS READS DAY III

ACTIVITY KIT

OCTOBER 11TH, 2014



CHRONICLE BOOKS



Publishing Worldwide

ABRAMS

THE ART OF BOOKS SINCE 1949



QUIRK

CONTENTS



CHOOSE ACTIVITIES FOR YOUR EVENT!

CRAFTS **1**

DRAWING AND COLORING PAGES **14**

GAMES AND PUZZLES **24**




CRAFTS

ACTIVITY KIT



Color and fold your own Jedi lightsaber!



Color this, cut it out,
and fold it according
to the instructions on
next page.



Darth Vader's lightsaber




EXCERPTED FROM
Star Wars Origami
ISBN: 978-0-7611-6943-7
WORKMAN

ACTIVITY KIT

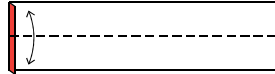


Color and fold your own Jedi lightsaber!

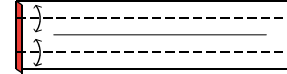
HOW TO FOLD: A BASIC LIGHTSABER



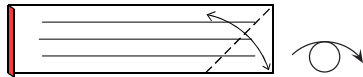
1 Start with your color picture. Valley fold just enough to form a thin flap.



2 Valley fold and unfold.



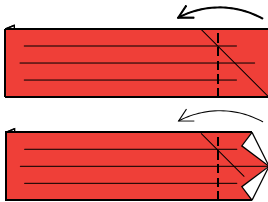
3 Valley fold and unfold.



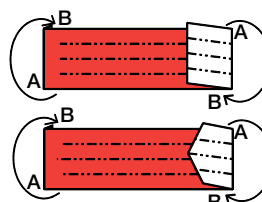
4 Mark fold. Turn the model over.



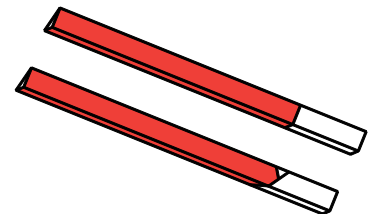
4A Optional Step: To make a hilt with an angled emitter like Luke's, valley fold the corners to touch the creases formed in step 3.



5 Valley fold.



6 Mountain fold the corners A into the pockets B. This will turn the model into a triangular tube.



EXCERPTED FROM
Star Wars Origami
ISBN: 978-0-7611-6943-7
WORKMAN



ACTIVITY KIT



Bith Band Spoon Puppets

The Mos Eisley Cantina may not be the safest hangout, but Figrin D'an and his Bith band—the Modal Nodes—sure make it hoppin'!

WHAT YOU NEED

- Black beads
- Strong glue
- Wooden spoon
- Light beige, black, and gray pieces of felt
- Scissors
- Pipe cleaners
- Self-adhesive nylon fastening tape such as Velcro

1 Glue two black eye beads halfway between the tip of the spoon and where the handle meets the base.



2 Cut a tiny circle of black felt and glue it below the buttons for the mouth. Cut thin C shapes in the beige felt and glue on the face for the Bith's respiratory folds.



3 Wrap a pipe cleaner around the spoon handle so that your puppet looks like it has two arms.



4 Fold the black felt in half and cut out a long-sleeved shirt shape. Glue the front and back on the spoon handle with the pipe cleaner arms in between the shirt's sleeves. If you want to make the shirt extra-secure after you glue it in place, you can sew it as well.

5 Fold the beige felt in half and cut out two sets of hands with long fingers. Glue the fronts and backs of the hands to the ends of the pipe cleaners.

6 Using colored felt, make some instruments. They can be ones you recognize from this planet—or make up your own weird instruments! Stick nylon fastening tape such as Velcro on one side of the instrument and another piece on the hand of your puppet. Make four more puppets to complete the Modal Nodes band!




EXCERPTED FROM
The Star Wars Craft Book
ISBN: 978-0-3455-1116-4
DEL REY



Make Your Own Pop-up Clone Trooper

1. Print the artwork out at 100% size (no scaling) on a heavy paper, such as card stock. Color all of your pieces with crayons or markers before scoring or cutting.
2. Use a ruler or a straight edge and a paper clip to score all the black dotted lines
3. Next use scissors to cut out all the pieces along the outside solid black lines.
4. On the helmet piece, there are two shapes that cannot be cut with scissors. These are located above "Glue C Here" and "Glue D Here." Please ask an adult to help you cut them out along the solid black lines with an X-Acto knife.
5. Take the card piece and fold along the dotted line toward you. Unfold.
6. Take the helmet piece and fold in half away from you. Unfold.
7. Now fold along the dotted line of the left side of the helmet piece away from you. The cut line in the middle will pop out. Unfold.
8. Next, fold along the dotted line to the left of the previously folded line away from you. Unfold.
9. Now fold the "Glue A Here" tab away from you. Unfold.
10. Repeat steps 7 and 8 on the right side of the helmet.
11. Next fold "Glue B" tab away from you and unfold.
12. Now fold the left upper part of the helmet along the dotted line away from you. Unfold. Repeat on the right side.
13. Take the "E" tab and fold it away from you. Unfold.
14. Take the "F" tab and fold it away from you. Unfold.
15. Fold the helmet piece in half again and put glue on the gray area marked "Glue B."
16. Next put tab "B" on top of the "Glue B" tab. Press firmly and let dry.
17. Now put glue on the "Glue A Here" tab.
18. Line up tab "A" on top of the "Glue A Here" tab. Press firmly and let dry. Set the helmet piece aside.
19. Now take the second piece and fold it in half away from you. Unfold.
20. Now fold tab "C" toward you. Repeat on tab "D."
21. Take the helmet piece (keep it folded in half) and put glue on "Glue C Here" area.
22. Take the second piece and line up tab "C" on top of the "Glue C Here" area. Press firmly and let dry. Repeat on the opposite side with tab "D."
23. Now take the card piece and put glue on "Glue E Here" area.
24. Take the helmet piece and line up tab "E" with the "Glue E Here" area. Press firmly and let dry.
25. Now put glue on the "Glue F Here" area.
26. Close the card on top of tab "F." Press firmly and let dry.
27. Slowly open the card and tah-dah! You've made your very own clone trooper!

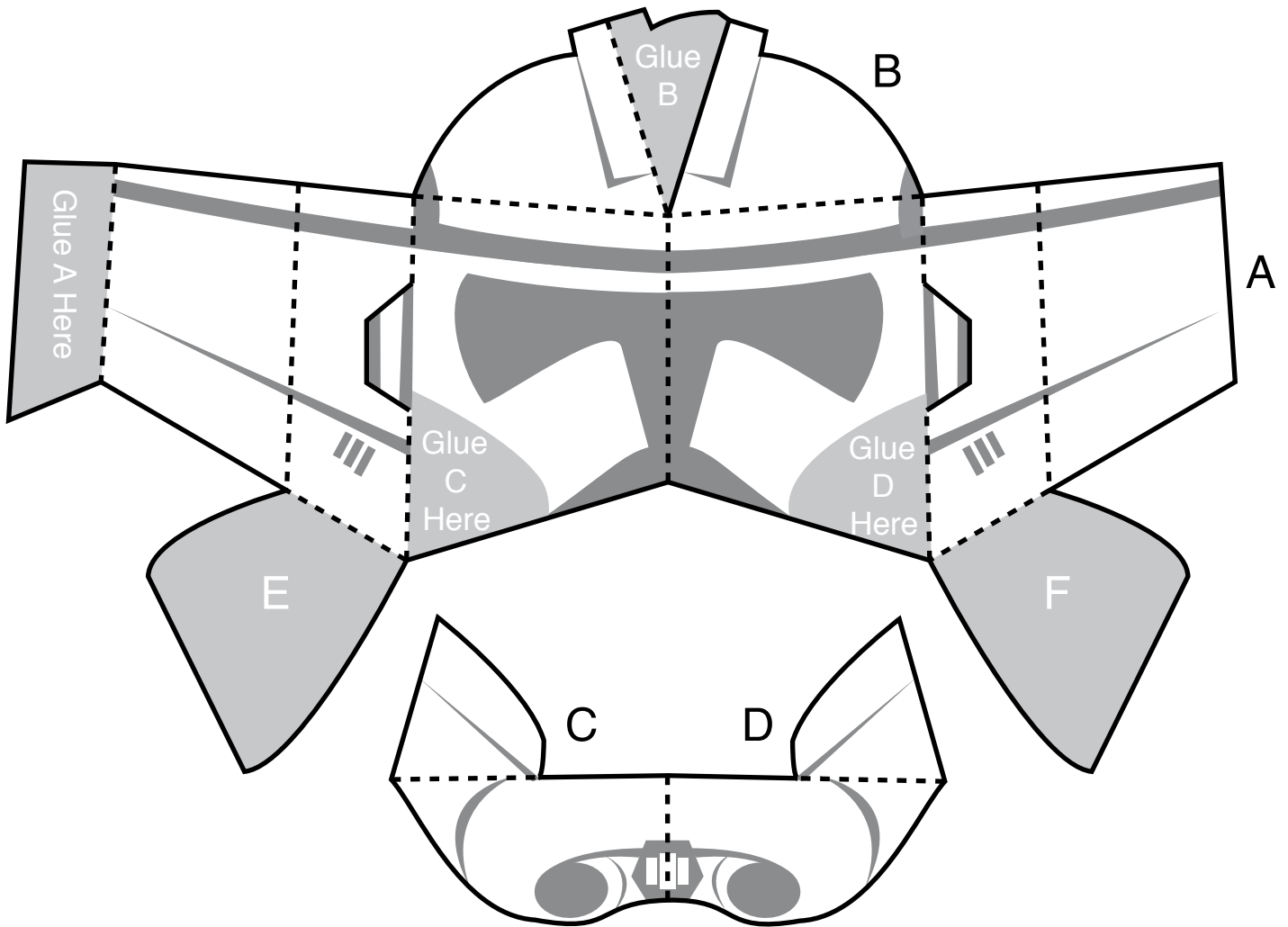
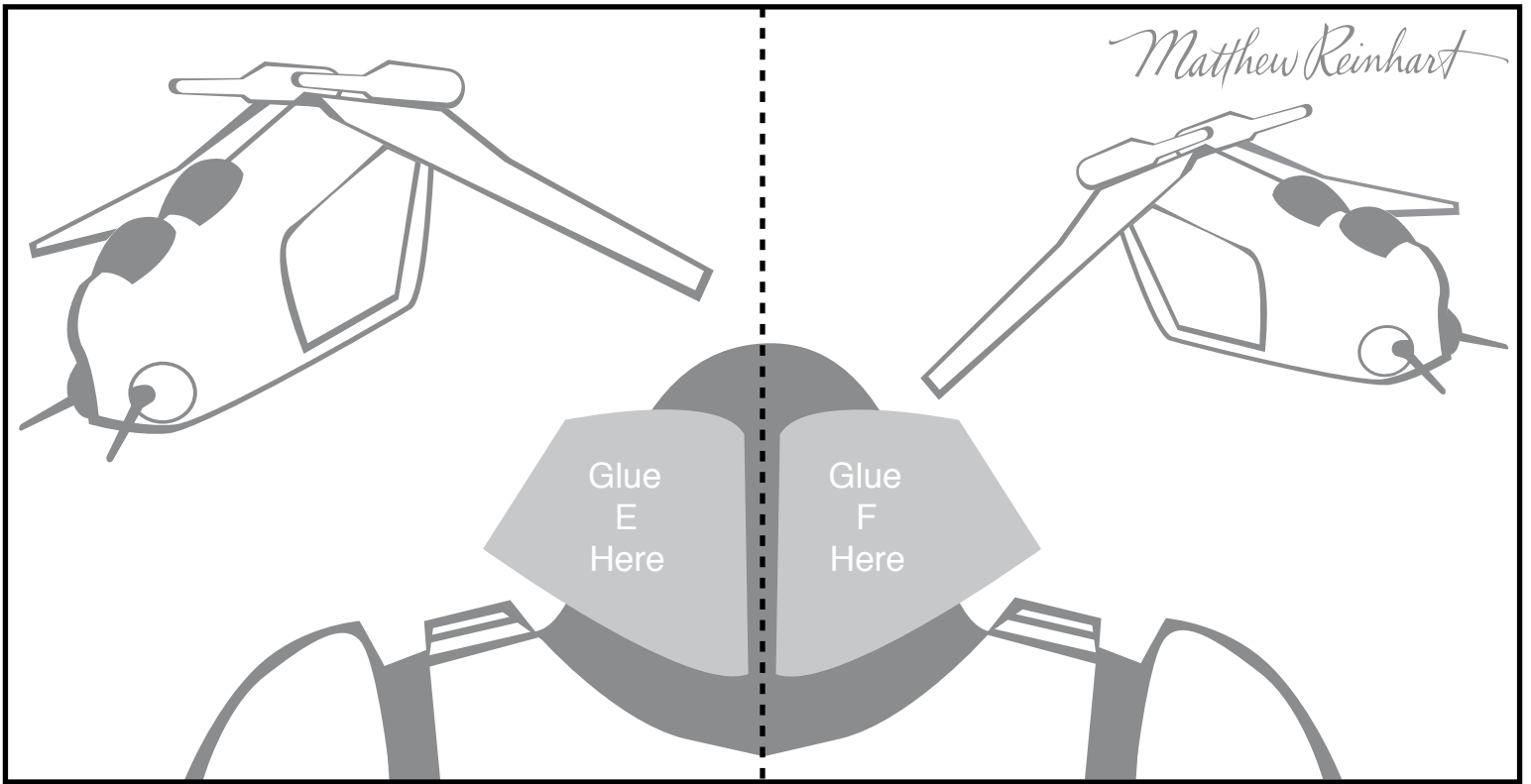


INSPIRED BY

Star Wars: A Galactic Pop-up Adventure

ISBN: 978-0-5451-7616-3

SCHOLASTIC INC.





Make Your Own Pop-up Yoda

1. Print the artwork out at 100% size (no scaling) on a heavy paper, such as card stock. Color all of your pieces with crayons or markers before scoring or cutting.
2. Use a ruler or a straight edge and a paper clip to score all the black dotted lines.
3. Next use scissors to cut out all the pieces along the solid black lines.
4. Take Yoda's body piece and fold it in half away from you. Unfold.
5. Fold tab "A" toward you. Unfold. Repeat with tab "B."
6. Fold the right arm (with the lightsaber) toward you. Unfold.
7. Next fold along the diagonal dotted line away from you. Unfold.
8. Now fold tab "C" toward you. Unfold.
9. Next fold the "Glue E Here" away from you. Repeat on the next two dotted lines to tab "D." Set piece aside.
10. Next fold the card piece in half toward you. Unfold.
11. Put glue on the "Glue A Here" gray area.
12. Line up tab "A" with this area. Press firmly and let dry. Repeat with tab "B."
13. Now put glue on the "Glue C Here" area. Line up tab "C" with this area. Press firmly and let dry.
14. Turn the card around so you can see the "Glue D Here" gray area. Put glue on "Glue D Here."
15. Line up tab "D" with "Glue D Here" area. Press firmly and let dry.
16. Next put glue on the "Glue E Here" area.
17. Take piece "E" (Yoda's head) and line up the piece with the gray area. Press firmly and let dry.
18. Slowly close the card.
19. And reopen—you've made your very own Yoda!

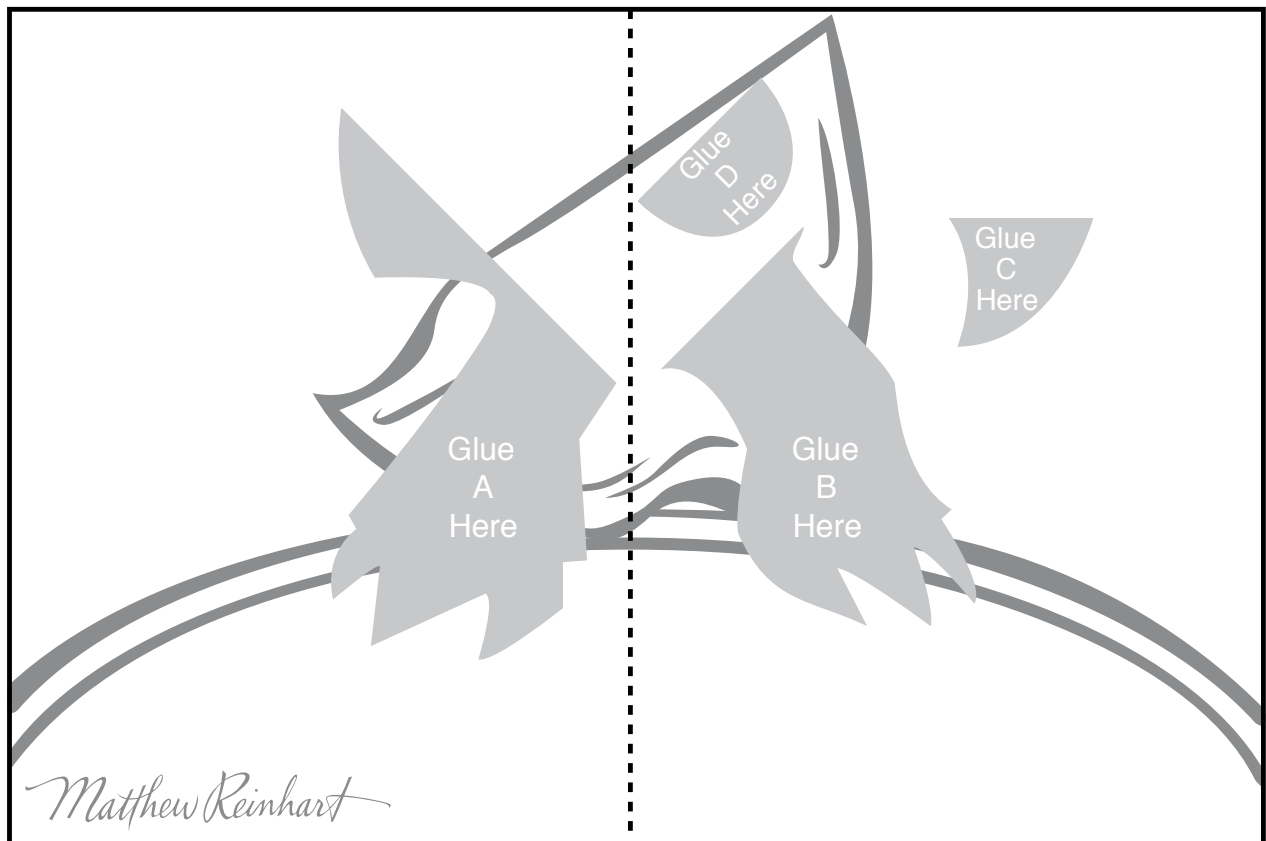
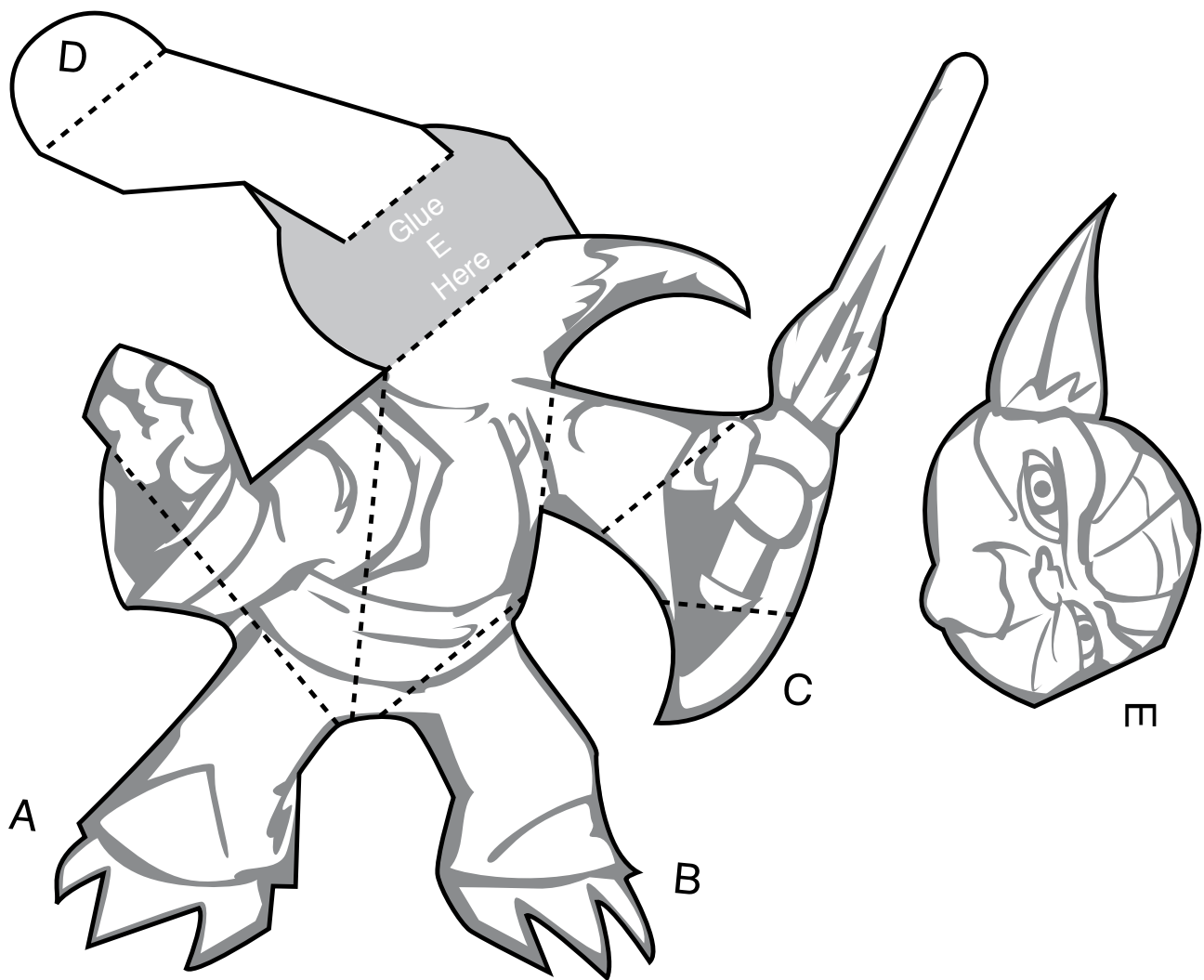



INSPIRED BY

**Star Wars: A Galactic
Pop-up Adventure**

ISBN: 978-0-5451-7616-3

SCHOLASTIC INC.





MILLENNIUM FALCON
TOP SIDE

CUT OUT THIS SPACE

CUT OUT THIS SPACE

CUT OUT THIS SPACE

Cut out and fold your very own *Millennium Falcon*.
Go to www.klutz.com/starwars for instructions.

Copyright © 2014 Lucasfilm Ltd. & © or ™ where indicated. All rights reserved. Used under authorization.

EXCERPTED FROM

Star Wars Folded Flyers

ISBN: 978-0-5453-9634-9

KLUTZ




ACTIVITY KIT



HOW TO FOLD PRINCESS LEIA

How to Fold Princess Leia!

INSTRUCTIONS BY KELLEN!



INSPIRED BY
**Princess Labelmaker
to the Rescue!**

ISBN: 978-1-4197-1052-0
ABRAMS BOOKS

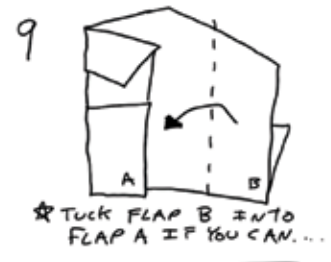
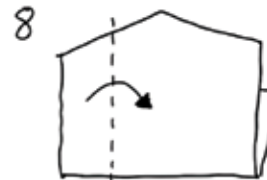
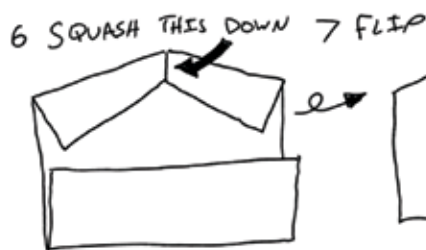

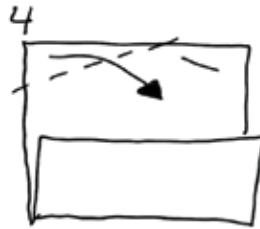
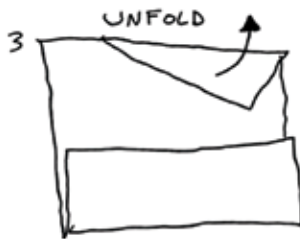
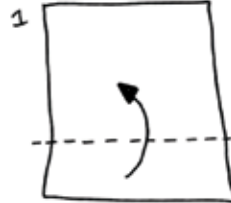
ACTIVITY KIT



HOW TO FOLD LUKE SKYWALKER

HOW TO FOLD LUKE SKYWALKER!!!

INSTRUCTIONS BY KELLEN!!!



INSPIRED BY
**Princess Labelmaker
to the Rescue!**
ISBN: 978-1-4197-1052-0
ABRAMS BOOKS

ACTIVITY KIT



Make your own bookmark!



*"The Force surrounds us . . .
and binds us. Luminous
beings are we, not this
crude matter."*

—YODA



AFFILIATION: Jedi Order

HOMEWORLD: Unknown

HEIGHT: 0.66 meters

WEAPON: Green-bladed lightsaber

SHIP: Republic attack gunship



Collect all *Star Wars* characters
in *Star Wars Fandex*



Yoda



EXCERPTED FROM

Star Wars Fandex Deluxe

ISBN: 978-0-7611-5230-9

WORKMAN

WORKMAN is a registered trademark of Workman Publishing Co., Inc.

Copyright © 2014 Lucasfilm Ltd. & © or ™ where indicated. All rights reserved. Used under authorization.

ACTIVITY KIT




FINGER PUPPETS



Copyright © 2014 Lucasfilm Ltd.



Copyright © 2014 Lucasfilm Ltd.



Copyright © 2014 Lucasfilm Ltd.

INSTRUCTIONS

1. Print the finger puppets on regular paper and cut them out. Be sure to cut along the dashed line.
2. Wrap the tabs of one puppet around the puppeteer's finger, and use tape to secure.
3. Remove puppet from finger and repeat step 2 with the rest of the puppets.



INSPIRED BY
Goodnight Darth Vader
ISBN: 978-1-4521-2830-6
CHRONICLE BOOKS




**DRAWING AND
COLORING PAGES**

ACTIVITY KIT



Color the page!



INSTRUCTIONS:

Jump, crawl, dodge, and blast your way away from these monsters! Color this page to help our heroes out of the arena!




EXCERPTED FROM

**Star Wars: The Clone Wars—
The Smuggler's Code**

ISBN: 978-1-6165-5108-7

DARK HORSE BOOKS

ACTIVITY KIT



INSTRUCTIONS:

General Utrila and her clone troopers want YOU to help them color their way to defending the Lost Temple!



EXCERPTED FROM

**Star Wars: The Clone Wars—
Defenders of the Lost Temple**

ISBN: 978-1-6165-5058-5

DARK HORSE BOOKS

ACTIVITY KIT




INSPIRED BY
**Star Wars: Jedi Academy:
 Return of the Padawan**
 ISBN: 978-0-5456-2125-0
 SCHOLASTIC INC.

ACTIVITY KIT



DRAW A THUMB DOODLE



You are armed with all the tools you need.

Use a black waterbased felt-tipped pen to apply ink on your thumb. Then, create a thumbprint on a piece of paper. Use the same pen to doodle the details.

1 full thumbprint for the top of the helmet



2 half thumbprint for the bottom of the helmet



3



eyes and mouth

4




sideways thumbprint for the body

5



legs and boots

6



arm

7



Give Darth Vader a weapon.

Don't forget the cape and belt.



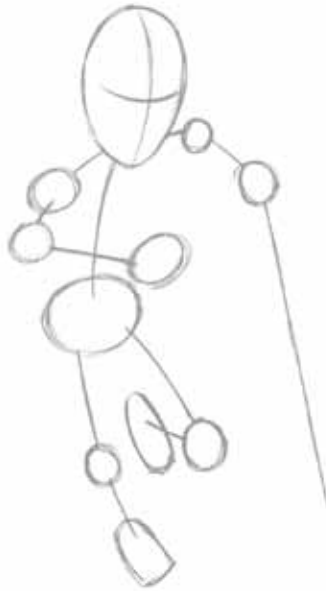
EXCERPTED FROM
Star Wars Thumb Doodles
ISBN: 978-0-5454-9284-3
KLUTZ

ACTIVITY KIT



DRAW **EZRA** IN
4 STEPS

1.
STICK
FIGURE



2.
SHAPES



3.
BASIC
DETAILS



4.
DETAILED
DETAILS




EXCERPTED FROM
Draw Star Wars Rebels
ISBN: 978-0-5457-0324-6
KLUTZ

ACTIVITY KIT



Doodles!

- 1 What does Princess Leia find while combing Chewie's fur?



- 2 Vader's TIE fighter needs wings! Draw the coolest wings you can imagine.



EXCERPTED FROM
Star Wars Doodles
ISBN: 978-1-4847-0684-8
DISNEY • LUCASFILM PRESS



ACTIVITY KIT



- 3** Yoda is using the Force to lift something out of the swamp.
What (or who) is it?



EXCERPTED FROM
Star Wars Doodles
ISBN: 978-1-4847-0684-8
DISNEY • LUCASFILM PRESS





Color the spaces with the number 10.

STAR WARS
FOR AGES 3-5
KINDERGARTEN



STAR WARS

FOR AGES 5-6

Using Learning Tools
 with Expanded Edition
 and Audio Activities for
 a galaxy far, far away...

**KINDERGARTEN
 MATH
 SKILLS**

Count with white counters in 10
 Place and compare number groups
 1 to 4 objects and understand
 difference between more and less
 Measure using unmarked

INCLUDES
 100+ math activities
 100+ audio activities

**INCLUDES WITH ORIGINAL
 STAR WARS CD-ROM**


ACTIVITY KIT



Darth Maul

Draw your own Sith warrior

A Sith can come from any species that feels the Force. Sith warrior Darth Maul is a Zabrak, a near-human creature with horns and two hearts. Like all Sith, Maul is proud, confident, and hungers for power, making him a fearsome opponent.



Use this outline to draw your own Zabrak Sith warrior.

Does your Zabrak have special horns?

Use different colors to create your own tattoo pattern.

EXCERPTED FROM
Ultimate Factivity Collection: Star Wars
ISBN: 978-1-4654-1660-5
DK PUBLISHING





**GAMES AND
PUZZLES**

ACTIVITY KIT



Let's play match-up!

A



F

Say the word for each picture.

B



G

What beginning sound do you hear?

C



H

Draw a line from each picture to its matching letter.

D



I

E



EXCERPTED FROM
**Star Wars Workbooks:
Preschool ABC Fun**
ISBN: 978-0-7611-7803-3
WORKMAN



ACTIVITY KIT



The Final Battle

Get through the maze and destroy the second Death Star!

FINISH

Above the moon of Endor, the Empire has almost finished building a second Death Star. It is even larger and more powerful than the first, and the Rebels must destroy it now, before it is too late. If they succeed and the Emperor is defeated, the Empire will fall and the rebels will win the war!

START



Battle on board

As the battle rages, Luke Skywalker confronts his father, Darth Vader, on board the Death Star. Finally, Luke manages to turn his father back to the light side of the Force.



EXCERPTED FROM
**Ultimate
Factivity
Collection:
Star Wars**

ISBN: 978-1-4654-1660-5
DK PUBLISHING

The Final Battle Answer Key



ACTIVITY KIT



ARE YOU A LEGO® STAR WARS® EXPERT?



Find tons of information and facts about your favorite LEGO® sets and minifigures in *LEGO Star Wars: The Visual Dictionary: Updated and Expanded*. It even includes an exclusive Luke Skywalker minifigure!

- 1 What two LEGO elements were repurposed for the glowing eye and armored shell of a droideka?
- 2 When did the LEGO Group release its first *Star Wars* sets?
- 3 Which LEGO minifigure, complete with brown Jedi cape, came with the Palpatine's Arrest LEGO set?
- 4 What is the name of the fast-moving varactyl that Obi-Wan uses to chase General Grievous on Utapau?
- 5 After surviving the great Jedi purge at the end of the Clone Wars, where does Yoda live in exile?
- 6 Which LEGO minifigure came exclusively with the 2011 edition of the LEGO *Star Wars: Character Encyclopedia*?
- 7 Which LEGO Technic® self-destructs when its "belly-button" socket is pressed?
- 8 From 1999-2014, how many Luke Skywalker minifigures have been created?
- 9 Which LEGO Ultimate Collector Set weighs nearly 9 lbs?
- 10 How many LEGO bricks did it take to build the life-sized X-wing that was featured in Times Square in May 2013?



Answers: (1) Cupcake and Frosting, pg. 4, (2) 1999, pg. 5, (3) Anakin [Jedi/Smith], pg. 17, (4) Boga, pg. 21, (5) Dagobah, pg. 63, (6) Han / Celebration Han, pg. 65, (7) C-3PO, pg. 108, (8) 28 minifigures, pg. 137, (9) Darth Maul, pg. 110 (10) 5,335,200 Bricks, pg. 124



EXCERPTED FROM

**LEGO Star Wars:
The Visual Dictionary:
Updated & Expanded**


ISBN: 978-1-4654-1921-7

DK PUBLISHING

ACTIVITY KIT



CROSSWORD




ACROSS

1. Solo's furry friend
4. Also known as Ben
7. Jedi weapon of choice
8. Has a Cinnamon Bun hairstyle
9. Leia is Luke's ____
11. Leia loves
12. Luke _____

DOWN

2. May the _____ be with you
3. Has many chins
5. Leia's dad
6. Darth Vader was born as
10. Jedi apprentice
13. C-3PO and R2-D2 are _____
14. Teddy bear rebels
15. Talks funny he does



INSPIRED BY
Goodnight Darth Vader
 ISBN: 978-1-4521-2830-6
 CHRONICLE BOOKS


ACTIVITY KIT



MAZE



Help Leia go through the maze to get to her father!



END ↓



INSPIRED BY
Goodnight Darth Vader
ISBN: 978-1-4521-2830-6
CHRONICLE BOOKS

ACTIVITY KIT



PERFORM A SCENE FROM WILLIAM SHAKESPEARE'S THE EMPIRE STRIKETH BACK

STAR WARS® PART THE FIFTH



ACT 1, SCENE 4.

*The rebel base on the ice planet Hoth.
Enter C-3PO, R2-D2, PRINCESS LEIA,
and CHEWBACCA.*

C-3PO O horrid interim of waiting, time
That doth like snail unwillingly creep by.
Full many hours have pass'd without a word
Of Master Luke or Captain Solo. Now
The day grows late, and whisper'd words of fear
Throughout the base are heard for these men's fate.
It seems that all lose heart, and think the worst,
For how can e'en our bold Han Solo stand
The harsh and unrelenting chill of Hoth?
But now, no more, C-3PO; thou art
Not made to worry and to fret. Be brave!
Come now, R2, there's no more we can do.
Behold, my joints are freezing.

R2-D2 —Whistle, hoo.

C-3PO Say not such things! Of course we shall set eyes
On Master Luke again. And he shall be
In perfect health, thou impish little droid.
Aye, he shall be in perfect health.

R2-D2 [*aside*:] —I fear
This chill that doth e'en now my metal frame
Assault. 'Tis cold unto the core. 'Tis cold,
I fear, unto the death. Bear up, droid soul,
And listen to C-3PO's advice:
Be thou a helpful strength amid distress.

Enter LIEUTENANT and MAJOR DERLIN.

LIEUT. Sir, all patrols are in, and still no sign
From either Skywalker or Solo.

DERLIN —Dread!

C-3PO My Mistress Leia, R2 makes report
He hath not any signals yet receiv'd.
However, he admitteth that his range
Is far too weak to give up ev'ry hope.

DERLIN

Your Highness, I do fear there's nothing more
That we may do tonight. The shield doors must
Be closed.

LEIA

—I consent, but with a heart
That breaketh even now.

DERLIN

[*to Lieutenant*:] —Aye, close the doors.

R2-D2

Meep, beep, meep squeak.

C-3PO

—Now R2 doth report
The odds of their survival in the cold
Are seven hundred twenty-five to one.

[*The shield doors close.*]

CHEWBAC.

Egh, grmm, egh, auugh!

C-3PO

—Though R2's wont to make
Mistakes, from time to time. O dear, O dear.

[*Exeunt Princess Leia, Chewbacca,
Lieutenant, and Major Derlin.*]

R2-D2

[*aside*:] Why did I speak? O curse my beeping tongue!
"A helpful strength" I pledg'd that I would be,
But now have made these matters worse, for I
Have giv'n our princess reason to be scar'd.
Yet I do worry for my master's life,
And though I would not cause undue distress
I fear that he may never make return.
[*To C-3PO*:] Beep, squeak.

C-3PO

—Nay, fear thou not, my silver friend.
I'll warrant he shall surely be all right,
For Master Luke is clever, young, and spry
E'en for a human being. So say I!

[*Exeunt.*]



EXCERPTED FROM

The Empire Striketh Back

ISBN: 978-1-5947-4715-1

QUIRK BOOKS

ACTIVITY KIT



Easy/Kids *Star Wars* Trivia Questions

1. What is the name of Han Solo's ship?

2. What is the weapon used by Jedi Knights?

3. Which young Jedi Knight becomes Darth Vader in *Star Wars: Episode III Revenge of the Sith*?

4. What Jedi Master spent 800 years training such pupils as Qui-Gon Jinn, Obi-Wan Kenobi, Count Dooku and Luke Skywalker?

5. What Wookiee is Han Solo's loyal friend and first mate?

6. Who is Luke and Leia's mother?

7. How many members are there in the Jedi Council?

8. Why didn't Yoda say he didn't want to train Luke Skywalker?

9. In the *Star Wars* film, what invisible power binds the galaxy together?

10. Who are the masters of the Dark Side who want to rule the galaxy?

ANSWER KEY

1. Millennium Falcon
2. Lightsaber
3. Anakin Skywalker
4. Yoda
5. Chewie
6. Padmé Amidala
7. 12
8. because he lacked patience
9. The Force
10. The Sith

ACTIVITY KIT



General *Star Wars* Trivia Quiz

1. What were the last words spoken in *The Empire Strikes Back*?

2. What animals did the visual effects crew study when designing the Imperial Walkers from *The Empire Strikes Back*?

3. Which country was the home base for principal photography on *Revenge of the Sith*?

4. Which *Star Wars* movie was the first to be shot entirely with high-definition cameras, without using traditional 35-millimeter film?

5. What U.S. magazine declared *Star Wars* “the year’s best movie” in its May 30, 1977, issue?

6. Which star of *Revenge of the Sith* is the real-life nephew of Denis Lawson, who played Wedge in the first *Star Wars* Trilogy?

7. According to *Star Wars* legend, what substance powers lightsabers?

8. How much does the Chewbacca costume weigh?

9. Yoda did not make an appearance in only one of the six *Star Wars* movies. Which one?

10. What famous scientist was the inspiration for creature designer Stuart Freeborn when creating Yoda’s eyes?

11. Padmé Amidala is first queen of, and then the senator from, what peaceful planet?

ANSWER KEY

1. “May the Force be with you.”
2. Elephants
3. Australia
4. *Attack of the Clones*
5. Time
6. Ewan McGregor
7. Iuum crystals
8. 8 pounds (3.6 kilograms, ½ stone)
9. *Star Wars*: Episode IV *A New Hope*
10. Albert Einstein
11. Naboo

ACTIVITY KIT



Difficult *Star Wars* Trivia Quiz

1. What Ewok medicine man presided over the attempt to make a roast of Han Solo in *Return of the Jedi*?

2. Lando Clarissian's operation on Cloud City mines what type of gas?

3. The Empire attacked the Rebel base on Hoth with four-legged Imperial Walkers, or AT-ATs. What does AT-AT stand for?

4. What planet is home to Chewbacca and the Wookiees?

5. What is the species of the diminutive workers on Cloud City who helped freeze Han Solo in carbonite?

6. What type of battle armor does Boba Fett wear?

7. Han Solo upgraded his beloved *Millennium Falcon* from which stock starship?

8. What color is Yoda's lightsaber in *Attack of the Clones* and *Revenge of the Sith*?

9. Complete this line from *A New Hope*: "The _____ Wastes are not to be traveled lightly."

10. Who preceded Senator Palpatine as Chancellor of the Galactic Senate?

11. How many engines are on an X-wing fighter?

12. Bail Organa is Princess Leia's adoptive father. What is her adoptive mother's name?

ANSWER KEY

1. Logray
2. Tibanna gas
3. All Terrain-Armored Transport
4. Kashyyk
5. Ugnaghts
6. Mandalorian
7. The YT-1300 stock light freighter
8. Green
9. Jundland
10. Chancellor Valorum
11. 4
12. Queen Breha Organa